

Cumulative Results Report

Milam County, Texas

Official Results

Official Tally

2022-11-8 General

Registered Voters

8380 of 16381 = 51.16%

Run Time 5:40 PM

11/8/2022

Precincts Reporting

12 of 12 = 100.00%

Run Date 11/16/2022

Page 1

BK0102PG0221

United States Representative, District 17

Choice	Party	Absentee Voting		Early Voting		Election Day Voting		Total	
Pete Sessions	REP	230	59.90%	4,445	82.33%	2,064	81.52%	6,739	81.05%
Mary Jo Woods	DEM	154	40.10%	954	17.67%	468	18.48%	1,576	18.95%
Cast Votes:		384	100.00%	5,399	100.00%	2,532	100.00%	8,315	100.00%
Undervotes:		15		28		22		65	
Overvotes:		0		0		0		0	

Governor

Choice	Party	Absentee Voting		Early Voting		Election Day Voting		Total	
Greg Abbott	REP	242	61.11%	4,419	81.64%	2,056	80.66%	6,717	80.37%
Beto O'Rourke	DEM	151	38.13%	949	17.53%	459	18.01%	1,559	18.65%
Mark Tippetts	LIB	1	0.25%	33	0.61%	30	1.18%	64	0.77%
Delilah Barrios	GRN	2	0.51%	12	0.22%	4	0.16%	18	0.22%
Jacqueline Abernathy (W)		0	0.00%	0	0.00%	0	0.00%	0	0.00%
Mark V Goloby (W)		0	0.00%	0	0.00%	0	0.00%	0	0.00%
Cast Votes:		396	100.00%	5,413	100.00%	2,549	100.00%	8,358	100.00%
Undervotes:		3		14		5		22	
Overvotes:		0		0		0		0	

Lieutenant Governor

Choice	Party	Absentee Voting		Early Voting		Election Day Voting		Total	
Dan Patrick	REP	235	59.80%	4,278	79.34%	1,996	78.77%	6,509	78.24%
Mike Collier	DEM	153	38.93%	996	18.47%	468	18.47%	1,617	19.44%
Shanna Steele	LIB	5	1.27%	118	2.19%	70	2.76%	193	2.32%
Cast Votes:		393	100.00%	5,392	100.00%	2,534	100.00%	8,319	100.00%
Undervotes:		6		35		20		61	
Overvotes:		0		0		0		0	

Attorney General

Choice	Party	Absentee Voting		Early Voting		Election Day Voting		Total	
Ken Paxton	REP	226	57.95%	4,263	79.21%	1,999	78.98%	6,488	78.14%
Rochelle Mercedes Garza	DEM	157	40.26%	978	18.17%	450	17.78%	1,585	19.09%
Mark Ash	LIB	7	1.79%	141	2.62%	82	3.24%	230	2.77%
Cast Votes:		390	100.00%	5,382	100.00%	2,531	100.00%	8,303	100.00%
Undervotes:		9		45		23		77	
Overvotes:		0		0		0		0	

Cumulative Results Report

Milam County, Texas

Official Results

Official Tally

2022-11-8 General

Registered Voters

8380 of 16381 = 51.16%

Run Time 5:40 PM

11/8/2022

Precincts Reporting

12 of 12 = 100.00%

Run Date 11/16/2022

Page 2

BK 0102PG0222

Comptroller of Public Accounts

Choice	Party	Absentee Voting		Early Voting		Election Day Voting		Total	
Glenn Hegar	REP	235	60.10%	4,412	82.11%	2,038	80.78%	6,685	80.67%
Janet T. Dudding	DEM	150	38.36%	902	16.79%	432	17.12%	1,484	17.91%
V. Alonzo Echevarria-Garza	LIB	6	1.53%	59	1.10%	53	2.10%	118	1.42%
Cast Votes:		391	100.00%	5,373	100.00%	2,523	100.00%	8,287	100.00%
Undervotes:		8		54		31		93	
Overvotes:		0		0		0		0	

Commissioner of the General Land Office

Choice	Party	Absentee Voting		Early Voting		Election Day Voting		Total	
Dawn Buckingham	REP	231	59.38%	4,299	80.21%	2,015	80.09%	6,545	79.19%
Jay Kleberg	DEM	158	40.62%	1,019	19.01%	471	18.72%	1,648	19.94%
Alfred Molison, Jr.	GRN	0	0.00%	42	0.78%	30	1.19%	72	0.87%
Carrie Evelyn Menger (W)		0	0.00%	0	0.00%	0	0.00%	0	0.00%
Cast Votes:		389	100.00%	5,360	100.00%	2,516	100.00%	8,265	100.00%
Undervotes:		10		67		38		115	
Overvotes:		0		0		0		0	

Commissioner of Agriculture

Choice	Party	Absentee Voting		Early Voting		Election Day Voting		Total	
Sid Miller	REP	234	60.15%	4,388	81.71%	2,041	80.93%	6,663	80.46%
Susan Hays	DEM	155	39.85%	982	18.29%	481	19.07%	1,618	19.54%
Cast Votes:		389	100.00%	5,370	100.00%	2,522	100.00%	8,281	100.00%
Undervotes:		10		57		32		99	
Overvotes:		0		0		0		0	

Railroad Commissioner

Choice	Party	Absentee Voting		Early Voting		Election Day Voting		Total	
Wayne Christian	REP	230	59.13%	4,335	80.94%	2,015	80.25%	6,580	79.70%
Luke Warford	DEM	151	38.82%	909	16.97%	409	16.29%	1,469	17.79%
Jaime Andres Diez	LIB	6	1.54%	81	1.51%	56	2.23%	143	1.73%
Hunter Wayne Crow	GRN	2	0.51%	31	0.58%	31	1.23%	64	0.78%
Cast Votes:		389	100.00%	5,356	100.00%	2,511	100.00%	8,256	100.00%
Undervotes:		10		71		43		124	
Overvotes:		0		0		0		0	

Cumulative Results Report

Milam County, Texas

Official Results

Official Tally

2022-11-8 General

Registered Voters

8380 of 16381 = 51.16%

Run Time 5:40 PM
Run Date 11/16/2022

11/8/2022

Precincts Reporting

12 of 12 = 100.00%

BK0102PG0223

Page 3

Justice, Supreme Court, Place 3

Choice	Party	Absentee Voting		Early Voting		Election Day Voting		Total	
Debra Lehrmann	REP	235	61.04%	4,354	81.26%	2,015	79.93%	6,604	79.91%
Erin A. Nowell	DEM	148	38.44%	923	17.23%	445	17.65%	1,516	18.34%
Thomas Edward Oxford	LIB	2	0.52%	81	1.51%	61	2.42%	144	1.74%
Cast Votes:		385	100.00%	5,358	100.00%	2,521	100.00%	8,264	100.00%
Undervotes:		14		69		33		116	
Overvotes:		0		0		0		0	

Justice, Supreme Court, Place 5

Choice	Party	Absentee Voting		Early Voting		Election Day Voting		Total	
Rebeca Huddle	REP	235	61.04%	4,391	82.14%	2,045	81.47%	6,671	80.95%
Amanda Reichel	DEM	150	38.96%	955	17.86%	465	18.53%	1,570	19.05%
Cast Votes:		385	100.00%	5,346	100.00%	2,510	100.00%	8,241	100.00%
Undervotes:		14		81		44		139	
Overvotes:		0		0		0		0	

Justice, Supreme Court, Place 9

Choice	Party	Absentee Voting		Early Voting		Election Day Voting		Total	
Evan Young	REP	234	60.78%	4,377	82.07%	2,049	81.37%	6,660	80.86%
Julia Maldonado	DEM	151	39.22%	956	17.93%	469	18.63%	1,576	19.14%
Cast Votes:		385	100.00%	5,333	100.00%	2,518	100.00%	8,236	100.00%
Undervotes:		14		93		36		143	
Overvotes:		0		1		0		1	

Judge, Court of Criminal Appeals, Place 5

Choice	Party	Absentee Voting		Early Voting		Election Day Voting		Total	
Scott Walker	REP	237	61.08%	4,397	82.31%	2,052	81.49%	6,686	81.06%
Dana Huffman	DEM	151	38.92%	945	17.69%	466	18.51%	1,562	18.94%
Cast Votes:		388	100.00%	5,342	100.00%	2,518	100.00%	8,248	100.00%
Undervotes:		11		85		36		132	
Overvotes:		0		0		0		0	

Cumulative Results Report

Milam County, Texas

Official Results

Official Tally

2022-11-8 General

Registered Voters

8380 of 16381 = 51.16%

Precincts Reporting

12 of 12 = 100.00%

Run Time 5:40 PM
Run Date 11/16/2022

11/8/2022

Page 4

BK0102PG0224

Judge, Court of Criminal Appeals, Place 6

Choice	Party	Absentee Voting		Early Voting		Election Day Voting		Total	
Jesse F. McClure, III	REP	241	62.27%	4,395	82.32%	2,049	81.54%	6,685	81.14%
Robert Johnson	DEM	146	37.73%	944	17.68%	464	18.46%	1,554	18.86%
Cast Votes:		387	100.00%	5,339	100.00%	2,513	100.00%	8,239	100.00%
Undervotes:		12		88		41		141	
Overvotes:		0		0		0		0	

State Senator, District 5

Choice	Party	Absentee Voting		Early Voting		Election Day Voting		Total	
Charles Schwertner	REP	250	69.44%	4,431	84.97%	2,057	83.14%	6,738	83.71%
Tommy Estes	LIB	110	30.56%	784	15.03%	417	16.86%	1,311	16.29%
Cast Votes:		360	100.00%	5,215	100.00%	2,474	100.00%	8,049	100.00%
Undervotes:		39		212		80		331	
Overvotes:		0		0		0		0	

State Representative, District 17

Choice	Party	Absentee Voting		Early Voting		Election Day Voting		Total	
Stan Gerdes	REP	233	60.68%	4,330	80.71%	2,011	79.68%	6,574	79.46%
Madeline Eden	DEM	146	38.02%	909	16.94%	423	16.76%	1,478	17.87%
Linda Curtis	IND	5	1.30%	126	2.35%	90	3.57%	221	2.67%
Cast Votes:		384	100.00%	5,365	100.00%	2,524	100.00%	8,273	100.00%
Undervotes:		15		62		30		107	
Overvotes:		0		0		0		0	

Justice, 3rd Court of Appeals District, Place 4

Choice	Party	Absentee Voting		Early Voting		Election Day Voting		Total	
Lesli R. Fitzpatrick	REP	237	61.88%	4,419	82.85%	2,070	82.31%	6,726	81.71%
Rosa Lopez Theofanis	DEM	146	38.12%	915	17.15%	445	17.69%	1,506	18.29%
Cast Votes:		383	100.00%	5,334	100.00%	2,515	100.00%	8,232	100.00%
Undervotes:		16		93		39		148	
Overvotes:		0		0		0		0	

Cumulative Results Report

Milam County, Texas

Official Results

Official Tally

2022-11-8 General

Registered Voters
8380 of 16381 = 51.16%

Run Time 5:40 PM
Run Date 11/16/2022

11/8/2022

Precincts Reporting
12 of 12 = 100.00%

Page 5

Trustee - Vote for none, one, two, three, or four.

Choice	Party	Absentee Voting		Early Voting		Election Day Voting		Total	
Linda Hoppe	NON	15	38.46%	131	24.35%	91	27.33%	237	26.04%
Mike Niklasch	NON	5	12.82%	65	12.08%	40	12.01%	110	12.09%
Mike Griffin	NON	8	20.51%	129	23.98%	72	21.62%	209	22.97%
Mike Hodges	NON	1	2.56%	58	10.78%	32	9.61%	91	10.00%
W. Randy Grenwelge	NON	6	15.38%	93	17.29%	61	18.32%	160	17.58%
Chris Douglas	NON	4	10.26%	62	11.52%	37	11.11%	103	11.32%
Cast Votes:		39	100.00%	538	100.00%	333	100.00%	910	100.00%
Undervotes:		45		310		327		682	
Overvotes:		0		0		0		0	

Proposition 1

Choice	Party	Absentee Voting		Early Voting		Election Day Voting		Total	
For		17	85.00%	164	82.83%	116	77.85%	297	80.93%
Against		3	15.00%	34	17.17%	33	22.15%	70	19.07%
Cast Votes:		20	100.00%	198	100.00%	149	100.00%	367	100.00%
Undervotes:		1		14		16		31	
Overvotes:		0		0		0		0	

*** End of report ***

DK0102PG0225

Canvass Results Report

Official Tally

Run Time 5:41 PM
Run Date 11/16/2022

Milam County, Texas

2022-11-8 General

11/8/2022

Page 1

BK0102PG0226

Official Results

Registered Voters 8380 of 16381 = 51.16%
Precincts Reporting 12 of 12 = 100.00%

United States Representative, District 17

Precinct	Pete Sessions, REP	Mary Jo Woods, DEM	Cast Votes	Undervotes	Overvotes	Absentee Voting Ballots Cast	Early Voting Ballots Cast	Election Day Voting Ballots Cast	Total Ballots Cast	Registered Voters	Turnout Percentage
101	1,098	227	1,325	12	0	71	940	326	1,337	2,549	52.45%
105	537	87	624	4	0	30	378	220	628	1,233	50.93%
203	185	29	214	2	0	9	162	45	216	383	56.40%
207	191	74	265	5	0	24	166	80	270	656	41.16%
210	270	48	318	0	0	20	216	82	318	577	55.11%
212	627	214	841	8	0	44	542	263	849	2,084	40.74%
316	10	2	12	2	0	2	7	5	14	23	60.87%
316 - Gause	330	66	396	2	0	21	212	165	398	701	56.78%
317	657	97	754	6	0	37	399	324	760	1,267	59.98%
318	1,041	287	1,328	9	0	56	884	397	1,337	2,596	51.50%
419	669	222	891	4	0	41	589	265	895	1,990	44.97%
420	1,124	223	1,347	11	0	44	932	382	1,358	2,322	58.48%
Totals	6,739	1,576	8,315	65	0	399	5,427	2,554	8,380	16,381	51.16%

Canvass Results Report

Official Tally

Run Time 5:41 PM
Run Date 11/16/2022

Milam County, Texas

2022-11-8 General

DK0102PG0227

11/8/2022

Page 2

Official Results

Registered Voters 8380 of 16381 = 51.16%
Precincts Reporting 12 of 12 = 100.00%

Governor

Precinct	Greg Abbott, REP	Beto O'Rourke, DEM	Mark Tippetts, LIB	Delilah Barrios, GRN	Jacqueline Abernathy (W)	Mark V Goloby (W)	Cast Votes	Undervotes	Overvotes	Absentee Voting Ballots Cast	Early Voting Ballots Cast	Election Day Voting Ballots Cast	Total Ballots Cast
101	1,106	211	8	6	0	0	1,331	6	0	71	940	326	1,337
105	532	85	8	1	0	0	626	2	0	30	378	220	628
203	186	30	0	0	0	0	216	0	0	9	162	45	216
207	191	74	3	2	0	0	270	0	0	24	166	80	270
210	269	48	1	0	0	0	318	0	0	20	216	82	318
212	629	211	7	1	0	0	848	1	0	44	542	263	849
316	12	2	0	0	0	0	14	0	0	2	7	5	14
316 - Gause	327	67	3	1	0	0	398	0	0	21	212	165	398
317	658	96	4	0	0	0	758	2	0	37	399	324	760
318	1,033	289	6	3	0	0	1,331	6	0	56	884	397	1,337
419	663	220	7	2	0	0	892	3	0	41	589	265	895
420	1,111	226	17	2	0	0	1,356	2	0	44	932	382	1,358
Totals	6,717	1,559	64	18	0	0	8,358	22	0	399	5,427	2,554	8,380

Canvass Results Report

Official Tally

Run Time

5:41 PM

Run Date

11/16/2022

Milam County, Texas

2022-11-8 General

11/8/2022

Page 3

Official Results

Registered Voters

8380 of 16381 = 51.16%

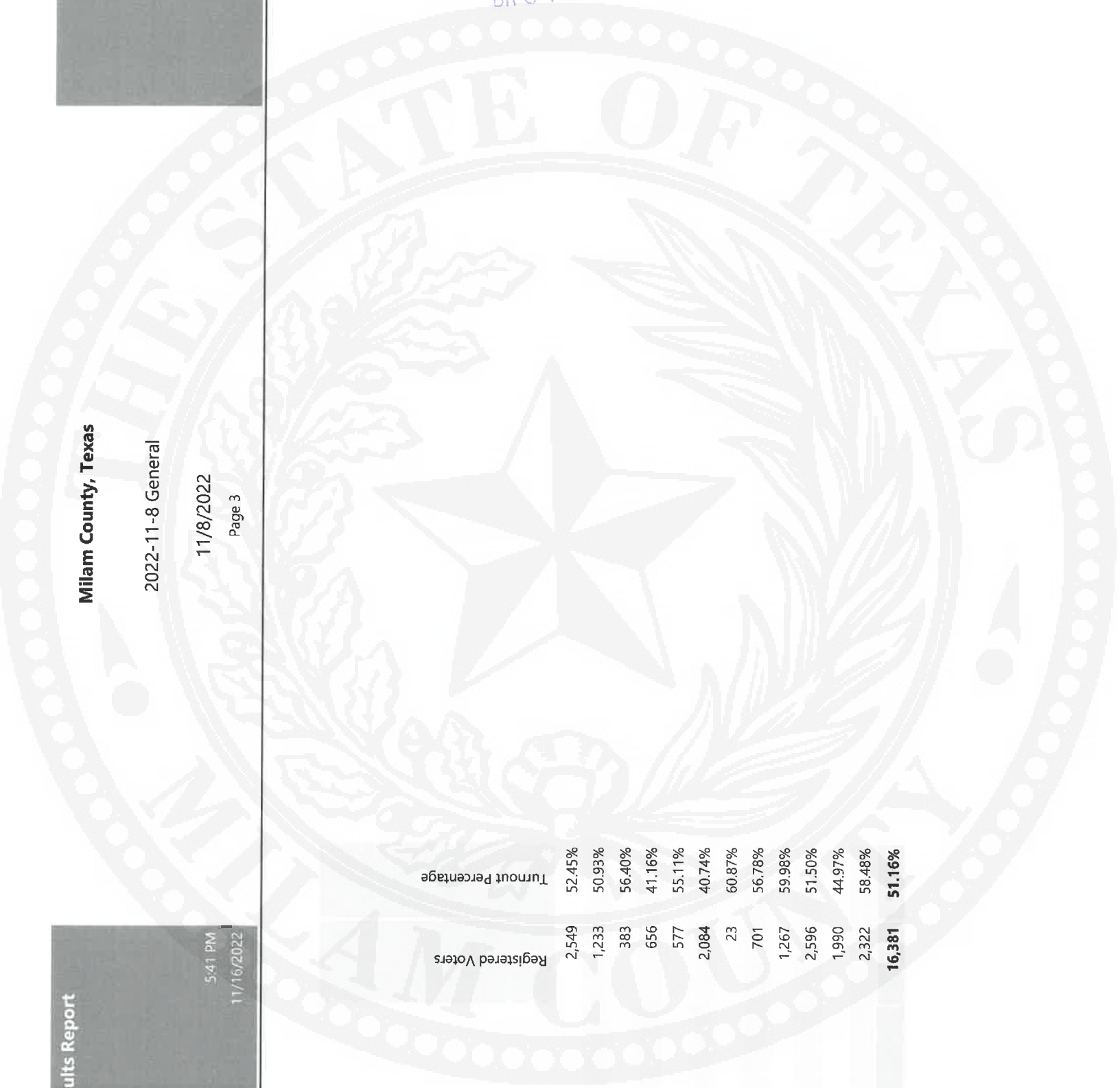
Precincts Reporting

12 of 12 = 100.00%

BK0102PG0228

Governor

Precinct	Registered Voters	Turnout Percentage
101	2,549	52.45%
105	1,233	50.93%
203	383	56.40%
207	656	41.16%
210	577	55.11%
212	2,084	40.74%
316	23	60.87%
316 - Gause	701	56.78%
317	1,267	59.98%
318	2,596	51.50%
419	1,990	44.97%
420	2,322	58.48%
Totals	16,381	51.16%



Canvass Results Report

Official Tally

Run Time

Run Date:

5:41 PM

11/16/2022

Milam County, Texas

2022-11-8 General

11/8/2022

Page 4

Official Results

Registered Voters

8380 of 16381 = 51.16%

Precincts Reporting

12 of 12 = 100.00%

BK0102PG0229

Lieutenant Governor

Precinct	Dan Patrick, REP	Mike Collier, DEM	Shanna Steele, LIB	Cast Votes	Undervotes	Overtotes	Absentee Voting Ballots Cast	Early Voting Ballots Cast	Election Day Voting Ballots Cast	Total Ballots Cast	Registered Voters	Turnout Percentage
101	1,051	231	38	1,320	17	0	71	940	326	1,337	2,549	52.45%
105	513	94	17	624	4	0	30	378	220	628	1,233	50.93%
203	185	27	3	215	1	0	9	162	45	216	383	56.40%
207	190	71	8	269	1	0	24	166	80	270	656	41.16%
210	265	48	3	316	2	0	20	216	82	318	577	55.11%
212	605	206	26	837	12	0	44	542	263	849	2,084	40.74%
316	12	2	0	14	0	0	2	7	5	14	23	60.87%
316 - Gause	325	64	6	395	3	0	21	212	165	398	701	56.78%
317	640	102	14	756	4	0	37	399	324	760	1,267	59.98%
318	990	309	31	1,330	7	0	56	884	397	1,337	2,596	51.50%
419	648	225	18	891	4	0	41	589	265	895	1,990	44.97%
420	1,085	238	29	1,352	6	0	44	932	382	1,358	2,322	58.48%
Totals	6,509	1,617	193	8,319	61	0	399	5,427	2,554	8,380	16,381	51.16%

Canvass Results Report

Official Tally

Run Time

5:41 PM

Run Date

11/16/2022

Milam County, Texas

2022-11-8 General

11/8/2022

Page 5

Official Results

Registered Voters

8380 of 16381 = 51.16%

Precincts Reporting

12 of 12 = 100.00%

DK0102PG0230

Attorney General

Precinct	Ken Paxton, REP	Rochelle Mercedes Garza, DEM	Mark Ash, LIB	Cast Votes	Undervotes	Overvotes	Absentee Voting Ballots Cast	Early Voting Ballots Cast	Election Day Voting Ballots Cast	Total Ballots Cast	Registered Voters	Turnout Percentage
101	1,042	231	45	1,318	19	0	71	940	326	1,337	2,549	52.45%
105	515	88	23	626	2	0	30	378	220	628	1,233	50.93%
203	183	29	3	215	1	0	9	162	45	216	383	56.40%
207	185	75	7	267	3	0	24	166	80	270	656	41.16%
210	268	46	3	317	1	0	20	216	82	318	577	55.11%
212	603	211	27	841	8	0	44	542	263	849	2,084	40.74%
316	12	2	0	14	0	0	2	7	5	14	23	60.87%
316 - Gause	323	63	7	393	5	0	21	212	165	398	701	56.78%
317	645	98	12	755	5	0	37	399	324	760	1,267	59.98%
318	995	293	39	1,327	10	0	56	884	397	1,337	2,596	51.50%
419	635	222	25	882	13	0	41	589	265	895	1,990	44.97%
420	1,082	227	39	1,348	10	0	44	932	382	1,358	2,322	58.48%
Totals	6,488	1,585	230	8,303	77	0	399	5,427	2,554	8,380	16,381	51.16%

Canvass Results Report

Official Tally

Run Time

5:41 PM

Run Date

11/16/2022

Milam County, Texas

2022-11-8 General

11/8/2022

Page 6

Official Results

Registered Voters

8380 of 16381 = 51.16%

Precincts Reporting

12 of 12 = 100.00%

BK0102PG0231

Comptroller of Public Accounts

Precinct	Glenn Hegar, REP	Janet T. Dudding, DEM	V. Alonzo Echevarria-Garza, LIB	Cast Votes	Undervotes	Overvotes	Absentee Voting Ballots Cast	Early Voting Ballots Cast	Election Day Voting Ballots Cast	Total Ballots Cast	Registered Voters	Turnout Percentage
101	1,092	201	17	1,310	27	0	71	940	326	1,337	2,549	52.45%
105	532	81	10	623	5	0	30	378	220	628	1,233	50.93%
203	186	25	3	214	2	0	9	162	45	216	383	56.40%
207	189	73	7	269	1	0	24	166	80	270	656	41.16%
210	264	48	3	315	3	0	20	216	82	318	577	55.11%
212	617	199	21	837	12	0	44	542	263	849	2,084	40.74%
316	12	2	0	14	0	0	2	7	5	14	23	60.87%
316 - Gause	325	66	4	395	3	0	21	212	165	398	701	56.78%
317	660	88	5	753	7	0	37	399	324	760	1,267	59.98%
318	1,031	277	19	1,327	10	0	56	884	397	1,337	2,596	51.50%
419	665	205	15	885	10	0	41	589	265	895	1,990	44.97%
420	1,112	219	14	1,345	13	0	44	932	382	1,358	2,322	58.48%
Totals	6,685	1,484	118	8,287	93	0	399	5,427	2,554	8,380	16,381	51.16%

Canvass Results Report

Official Tally

Run Time

Run Date

5:41 PM

11/16/2022

Milam County, Texas

2022-11-8 General

11/8/2022

Page 7

Official Results

Registered Voters

8380 of 16381 = 51.16%

Precincts Reporting

12 of 12 = 100.00%

DK0102PG0232

Commissioner of the General Land Office

Precinct	Dawn Buckingham, REP	Jay Kleberg, DEM	Alfred Molison, Jr., GRN	Carrie Evelyn Menger (W)	Cast Votes	Undervotes	Overvotes	Absentee Voting Ballots Cast	Early Voting Ballots Cast	Election Day Voting Ballots Cast	Total Ballots Cast	Registered Voters	Turnout Percentage
101	1,042	247	11	0	1,300	37	0	71	940	326	1,337	2,549	52.45%
105	524	96	5	0	625	3	0	30	378	220	628	1,233	50.93%
203	180	30	4	0	214	2	0	9	162	45	216	383	56.40%
207	186	77	2	0	265	5	0	24	166	80	270	656	41.16%
210	262	53	1	0	316	2	0	20	216	82	318	577	55.11%
212	603	215	10	0	828	21	0	44	542	263	849	2,084	40.74%
316	12	1	1	0	14	0	0	2	7	5	14	23	60.87%
316 - Gause	321	72	3	0	396	2	0	21	212	165	398	701	56.78%
317	648	98	4	0	750	10	0	37	399	324	760	1,267	59.98%
318	1,019	290	14	0	1,323	14	0	56	884	397	1,337	2,596	51.50%
419	648	231	8	0	887	8	0	41	589	265	895	1,990	44.97%
420	1,100	238	9	0	1,347	11	0	44	932	382	1,358	2,322	58.48%
Totals	6,545	1,648	72	0	8,265	115	0	399	5,427	2,554	8,380	16,381	51.16%

Canvass Results Report

Official Tally

Run Time

Run Date

5:41 PM

11/16/2022

Milam County, Texas

2022-11-8 General

BK0102PG0233

11/8/2022

Page 8

Official Results

Registered Voters

8380 of 16381 = 51.16%

Precincts Reporting

12 of 12 = 100.00%

Commissioner of Agriculture

Precinct	Sid Miller, REP	Susan Hays, DEM	Cast Votes	Undervotes	Overvotes	Absentee Voting Ballots Cast	Early Voting Ballots Cast	Election Day Voting Ballots Cast	Total Ballots Cast	Registered Voters	Turnout Percentage
101	1,072	233	1,305	32	0	71	940	326	1,337	2,549	52.45%
105	537	88	625	3	0	30	378	220	628	1,233	50.93%
203	184	30	214	2	0	9	162	45	216	383	56.40%
207	194	75	269	1	0	24	166	80	270	656	41.16%
210	267	48	315	3	0	20	216	82	318	577	55.11%
212	612	221	833	16	0	44	542	263	849	2,084	40.74%
316	12	2	14	0	0	2	7	5	14	23	60.87%
316 - Gause	326	68	394	4	0	21	212	165	398	701	56.78%
317	657	97	754	6	0	37	399	324	760	1,267	59.98%
318	1,029	297	1,326	11	0	56	884	397	1,337	2,596	51.50%
419	664	222	886	9	0	41	589	265	895	1,990	44.97%
420	1,109	237	1,346	12	0	44	932	382	1,358	2,322	58.48%
Totals	6,663	1,618	8,281	99	0	399	5,427	2,554	8,380	16,381	51.16%

Canvass Results Report

Official Tally

Run Time

5:41 PM

Run Date

11/16/2022

Milam County, Texas

2022-11-8 General

BK0102PG0234

11/8/2022

Page 9

Official Results

Registered Voters

8380 of 16381 = 51.16%

Precincts Reporting

12 of 12 = 100.00%

Railroad Commissioner

Precinct	Wayne Christian, REP	Luke Warford, DEM	Jaime Andres Diez, LIB	Hunter Wayne Crow, GRN	Cast Votes	Undervotes	Overvotes	Absentee Voting Ballots Cast	Early Voting Ballots Cast	Election Day Voting Ballots Cast	Total Ballots Cast	Registered Voters	Turnout Percentage
101	1,065	204	22	8	1,299	38	0	71	940	326	1,337	2,549	52.45%
105	527	77	13	7	624	4	0	30	378	220	628	1,233	50.93%
203	184	24	1	3	212	4	0	9	162	45	216	383	56.40%
207	185	72	8	3	268	2	0	24	166	80	270	656	41.16%
210	264	47	4	2	317	1	0	20	216	82	318	577	55.11%
212	601	201	19	7	828	21	0	44	542	263	849	2,084	40.74%
316	12	1	1	0	14	0	0	2	7	5	14	23	60.87%
316 - Gause	326	61	3	5	395	3	0	21	212	165	398	701	56.78%
317	648	84	11	7	750	10	0	37	399	324	760	1,267	59.98%
318	1,018	274	21	10	1,323	14	0	56	884	397	1,337	2,596	51.50%
419	656	210	14	5	885	10	0	41	589	265	895	1,990	44.97%
420	1,094	214	26	7	1,341	17	0	44	932	382	1,358	2,322	58.48%
Totals	6,580	1,469	143	64	8,256	124	0	399	5,427	2,554	8,380	16,381	51.16%

Canvass Results Report

Official Tally

Run Time

5:41 PM

Run Date

11/16/2022

Milam County, Texas

2022-11-8 General

BK0102PG0235

11/8/2022

Page 10

Official Results

Registered Voters

8380 of 16381 = 51.16%

Precincts Reporting

12 of 12 = 100.00%

Justice, Supreme Court, Place 3

Precinct	Debra Lehmann, REP	Erin A. Nowell, DEM	Thomas Edward Oxtord, LIB	Cast Votes	Undervotes	Overvotes	Absentee Voting Ballots Cast	Early Voting Ballots Cast	Election Day Voting Ballots Cast	Total Ballots Cast	Registered Voters	Turnout Percentage
101	1,070	210	20	1,300	37	0	71	940	326	1,337	2,549	52.45%
105	528	84	13	625	3	0	30	378	220	628	1,233	50.93%
203	184	26	4	214	2	0	9	162	45	216	383	56.40%
207	186	74	6	266	4	0	24	166	80	270	656	41.16%
210	265	45	6	316	2	0	20	216	82	318	577	55.11%
212	607	201	21	829	20	0	44	542	263	849	2,084	40.74%
316	12	2	0	14	0	0	2	7	5	14	23	60.87%
316 - Gause	321	68	6	395	3	0	21	212	165	398	701	56.78%
317	655	88	7	750	10	0	37	399	324	760	1,267	59.98%
318	1,029	281	18	1,328	9	0	56	884	397	1,337	2,596	51.50%
419	656	216	13	885	10	0	41	589	265	895	1,990	44.97%
420	1,091	221	30	1,342	16	0	44	932	382	1,358	2,322	58.48%
Totals	6,604	1,516	144	8,264	116	0	399	5,427	2,554	8,380	16,381	51.16%

Canvass Results Report

Official Tally

Run Time

Run Date

5:41 PM

11/16/2022

Milam County, Texas

2022-11-8 General

11/8/2022

Page 11

Official Results

Registered Voters

8380 of 16381 = 51.16%

Precincts Reporting

12 of 12 = 100.00%

BK0102PG0236

Justice, Supreme Court, Place 5

Precinct	Rebeca Huddle, REP	Amanda Reichel, DEM	Cast Votes	Undervotes	Overvotes	Absentee Voting Ballots Cast	Early Voting Ballots Cast	Election Day Voting Ballots Cast	Total Ballots Cast	Registered Voters	Turnout Percentage
101	1,073	220	1,293	44	0	71	940	326	1,337	2,549	52.45%
105	535	88	623	5	0	30	378	220	628	1,233	50.93%
203	185	29	214	2	0	9	162	45	216	383	56.40%
207	190	76	266	4	0	24	166	80	270	656	41.16%
210	269	48	317	1	0	20	216	82	318	577	55.11%
212	614	210	824	25	0	44	542	263	849	2,084	40.74%
316	12	2	14	0	0	2	7	5	14	23	60.87%
316 - Gause	325	70	395	3	0	21	212	165	398	701	56.78%
317	658	93	751	9	0	37	399	324	760	1,267	59.98%
318	1,034	290	1,324	13	0	56	884	397	1,337	2,596	51.50%
419	661	218	879	16	0	41	589	265	895	1,990	44.97%
420	1,115	226	1,341	17	0	44	932	382	1,358	2,322	58.48%
Totals	6,671	1,570	8,241	139	0	399	5,427	2,554	8,380	16,381	51.16%

Canvass Results Report

Official Tally

Run Time

Run Date

5:41 PM

11/16/2022

Milam County, Texas

2022-11-8 General

11/8/2022

Page 12

Official Results

Registered Voters

8380 of 16381 = 51.16%

Precincts Reporting

12 of 12 = 100.00%

BK0102PG0237

Justice, Supreme Court, Place 9

Precinct	Evan Young, REP	Julia Maldonado, DEM	Cast Votes	Undervotes	Overvotes	Absentee Voting Ballots Cast	Early Voting Ballots Cast	Election Day Voting Ballots Cast	Total Ballots Cast	Registered Voters	Turnout Percentage
101	1,076	218	1,294	43	0	71	940	326	1,337	2,549	52.45%
105	536	88	624	4	0	30	378	220	628	1,233	50.93%
203	183	29	212	4	0	9	162	45	216	383	56.40%
207	191	75	266	4	0	24	166	80	270	656	41.16%
210	268	47	315	3	0	20	216	82	318	577	55.11%
212	610	216	826	23	0	44	542	263	849	2,084	40.74%
316	12	2	14	0	0	2	7	5	14	23	60.87%
316 - Gause	325	70	395	3	0	21	212	165	398	701	56.78%
317	657	92	749	11	0	37	399	324	760	1,267	59.98%
318	1,029	294	1,323	14	0	56	884	397	1,337	2,596	51.50%
419	659	221	880	15	0	41	589	265	895	1,990	44.97%
420	1,114	224	1,338	19	1	44	932	382	1,358	2,322	58.48%
Totals	6,660	1,576	8,236	143	1	399	5,427	2,554	8,380	16,381	51.16%

Canvass Results Report

Official Tally

Run Time

5:41 PM

Run Date

11/16/2022

Milam County, Texas

2022-11-8 General

11/8/2022

Page 13

Official Results

Registered Voters

8380 of 16381 = 51.16%

Precincts Reporting

12 of 12 = 100.00%

BK0102PG0238

Judge, Court of Criminal Appeals, Place 5

Precinct	Scott Walker, REP	Dana Hurffman, DEM	Cast Votes	Undervotes	Overvotes	Absentee Voting Ballots Cast	Early Voting Ballots Cast	Election Day Voting Ballots Cast	Total Ballots Cast	Registered Voters	Turnout Percentage
101	1,084	218	1,302	35	0	71	940	326	1,337	2,549	52.45%
105	530	92	622	6	0	30	378	220	628	1,233	50.93%
203	183	29	212	4	0	9	162	45	216	383	56.40%
207	190	76	266	4	0	24	166	80	270	656	41.16%
210	270	47	317	1	0	20	216	82	318	577	55.11%
212	612	214	826	23	0	44	542	263	849	2,084	40.74%
316	12	2	14	0	0	2	7	5	14	23	60.87%
316 - Gause	329	67	396	2	0	21	212	165	398	701	56.78%
317	658	91	749	11	0	37	399	324	760	1,267	59.98%
318	1,039	287	1,326	11	0	56	884	397	1,337	2,596	51.50%
419	659	216	875	20	0	41	589	265	895	1,990	44.97%
420	1,120	223	1,343	15	0	44	932	382	1,358	2,322	58.48%
Totals	6,886	1,562	8,248	132	0	399	5,427	2,554	8,380	16,381	51.16%

Canvass Results Report

Official Tally

Run Time

5:41 PM

Run Date

11/16/2022

Milam County, Texas

2022-11-8 General

11/8/2022

Page 14

Official Results

Registered Voters

8380 of 16381 = 51.16%

Precincts Reporting

12 of 12 = 100.00%

BK0102PG0239

Judge, Court of Criminal Appeals, Place 6

Precinct	Jesse F. McClure, III, REP	Robert Johnson, DEM	Cast Votes	Undervotes	Overvotes	Absentee Voting Ballots Cast	Early Voting Ballots Cast	Election Day Voting Ballots Cast	Total Ballots Cast	Registered Voters	Turnout Percentage
101	1,085	214	1,299	38	0	71	940	326	1,337	2,549	52.45%
105	537	84	621	7	0	30	378	220	628	1,233	50.93%
203	184	28	212	4	0	9	162	45	216	383	56.40%
207	188	78	266	4	0	24	166	80	270	656	41.16%
210	268	49	317	1	0	20	216	82	318	577	55.11%
212	613	211	824	25	0	44	542	263	849	2,084	40.74%
316	12	2	14	0	0	2	7	5	14	23	60.87%
316 - Gause	329	66	395	3	0	21	212	165	398	701	56.78%
317	658	90	748	12	0	37	399	324	760	1,267	59.98%
318	1,042	283	1,325	12	0	56	884	397	1,337	2,596	51.50%
419	657	222	879	16	0	41	589	265	895	1,990	44.97%
420	1,112	227	1,339	19	0	44	932	382	1,358	2,322	58.48%
Totals	6,685	1,554	8,239	141	0	399	5,427	2,554	8,380	16,381	51.16%

Canvass Results Report

Official Tally

Run Time: 5:41 PM
Run Date: 11/16/2022

Milam County, Texas

2022-11-8 General

11/8/2022

Page 15

Official Results

Registered Voters

8380 of 16381 = 51.16%

Precincts Reporting

12 of 12 = 100.00%

BK0102PG0240

State Senator, District 5

Precinct	Charles Schwertner, REP	Tommy Estes, LIB	Cast Votes	Undervotes	Overvotes	Absentee Voting Ballots Cast	Early Voting Ballots Cast	Election Day Voting Ballots Cast	Total Ballots Cast	Registered Voters	Turnout Percentage
101	1,093	179	1,272	65	0	71	940	326	1,337	2,549	52.45%
105	528	83	611	17	0	30	378	220	628	1,233	50.93%
203	187	21	208	8	0	9	162	45	216	383	56.40%
207	194	59	253	17	0	24	166	80	270	656	41.16%
210	271	37	308	10	0	20	216	82	318	577	55.11%
212	625	179	804	45	0	44	542	263	849	2,084	40.74%
316	10	2	12	2	0	2	7	5	14	23	60.87%
316 - Gause	330	59	389	9	0	21	212	165	398	701	56.78%
317	653	98	751	9	0	37	399	324	760	1,267	59.98%
318	1,033	236	1,269	68	0	56	884	397	1,337	2,596	51.50%
419	683	171	854	41	0	41	589	265	895	1,990	44.97%
420	1,131	187	1,318	40	0	44	932	382	1,358	2,322	58.48%
Totals	6,738	1,311	8,049	331	0	399	5,427	2,554	8,380	16,381	51.16%

Canvass Results Report

Official Tally

Run Time

Run Date

5:41 PM

11/16/2022

Milam County, Texas

2022-11-8 General

11/8/2022

Page 16

Official Results

Registered Voters

8380 of 16381 = 51.16%

Precincts Reporting

12 of 12 = 100.00%

BK0102PG0241

State Representative, District 17

Precinct	Stan Gerdes, REP	Madeline Eden, DEM	Linda Curtis, IND	Cast Votes	Undervotes	Overvotes	Absentee Voting Ballots Cast	Early Voting Ballots Cast	Election Day Voting Ballots Cast	Total Ballots Cast	Registered Voters	Turnout Percentage
101	1,070	204	38	1,312	25	0	71	940	326	1,337	2,549	52.45%
105	517	82	19	618	10	0	30	378	220	628	1,233	50.93%
203	185	26	2	213	3	0	9	162	45	216	383	56.40%
207	190	73	5	268	2	0	24	166	80	270	656	41.16%
210	263	48	5	316	2	0	20	216	82	318	577	55.11%
212	603	197	31	831	18	0	44	542	263	849	2,084	40.74%
316	10	2	0	12	2	0	2	7	5	14	23	60.87%
316 - Gause	321	62	11	394	4	0	21	212	165	398	701	56.78%
317	645	86	23	754	6	0	37	399	324	760	1,267	59.98%
318	1,028	272	25	1,325	12	0	56	884	397	1,337	2,596	51.50%
419	653	209	23	885	10	0	41	589	265	895	1,990	44.97%
420	1,089	217	39	1,345	13	0	44	932	382	1,358	2,322	58.48%
Totals	6,574	1,478	221	8,273	107	0	399	5,427	2,554	8,380	16,381	51.16%

Canvass Results Report

Official Tally

Run Time

Run Date

5:41 PM

11/16/2022

Milam County, Texas

2022-11-8 General

11/8/2022

Page 17

Official Results

Registered Voters

8380 of 16381 = 51.16%

Precincts Reporting

12 of 12 = 100.00%

BK0102PG0242

Justice, 3rd Court of Appeals District, Place 4

Precinct	Lesli R. Fitzpatrick, REP	Rosa Lopez Theofanis, DEM	Cast Votes	Undervotes	Overvotes	Absentee Voting Ballots Cast	Early Voting Ballots Cast	Election Day Voting Ballots Cast	Total Ballots Cast	Registered Voters	Turnout Percentage
101	1,086	207	1,293	44	0	71	940	326	1,337	2,549	52.45%
105	538	85	623	5	0	30	378	220	628	1,233	50.93%
203	184	29	213	3	0	9	162	45	216	383	56.40%
207	193	75	268	2	0	24	166	80	270	656	41.16%
210	269	43	312	6	0	20	216	82	318	577	55.11%
212	620	208	828	21	0	44	542	263	849	2,084	40.74%
316	12	2	14	0	0	2	7	5	14	23	60.87%
316 - Gause	327	67	394	4	0	21	212	165	398	701	56.78%
317	656	91	747	13	0	37	399	324	760	1,267	59.98%
318	1,048	277	1,325	12	0	56	884	397	1,337	2,596	51.50%
419	671	211	882	13	0	41	589	265	895	1,990	44.97%
420	1,122	211	1,333	25	0	44	932	382	1,358	2,322	58.48%
Totals	6,726	1,506	8,232	148	0	399	5,427	2,554	8,380	16,381	51.16%

Canvass Results Report

Official Tally

Run Time

Run Date

5:41 PM

11/16/2022

Milam County, Texas

2022-11-8 General

11/8/2022

Page 18

Official Results

Registered Voters

8380 of 16381 = 51.16%

Precincts Reporting

12 of 12 = 100.00%

BK0102PG0243

Trustee - Vote for none, one, two, three, or four.

Precinct	Linda Hoppe, NON	Mike Niklasch, NON	Mike Griffin, NON	Mike Hodges, NON	W. Randy Grenvelge, NON	Chris Douglas, NON	Cast Votes	Undervotes	Overvotes	Absentee Voting Ballots Cast	Early Voting Ballots Cast	Election Day Voting Ballots Cast	Total Ballots Cast
316 - Gause	237	110	209	91	160	103	910	682	0	21	212	165	398
Totals	237	110	209	91	160	103	910	682	0	21	212	165	398

Canvass Results Report

Official Tally

Run Time

Run Date

5:41 PM

11/16/2022

Milam County, Texas

2022-11-8 General

11/8/2022

Page 19

BK0102PG0244

Official Results

Registered Voters


8380 of 16381 = 51.16%

Precincts Reporting

12 of 12 = 100.00%

Trustee - Vote for none, one, two, three, or four.

Precinct	Registered Voters	Turnout Percentage
316 - Gause	701	56.78%
Totals	701	56.78%



Canvass Results Report

Official Tally

Run Time

Run Date

5:41 PM

11/16/2022

Milam County, Texas

2022-11-8 General

11/8/2022

Page 20

Official Results

Registered Voters

8380 of 16381 = 51.16%

Precincts Reporting

12 of 12 = 100.00%

BK0102PG0245

Proposition 1

Precinct	For	Against	Cast Votes	Undervotes	Overvotes	Absentee Voting Ballots Cast	Early Voting Ballots Cast	Election Day Voting Ballots Cast	Total Ballots Cast	Registered Voters	Turnout Percentage
316 - Gause	297	70	367	31	0	21	212	165	398	701	56.78%
Totals	297	70	367	31	0	21	212	165	398	701	56.78%

Canvass Results Report

Official Tally

Run Time

Run Date

5:41 PM

11/16/2022

Milam County, Texas

2022-11-8 General

BK0102PG0246

11/8/2022

Page 21

Official Results

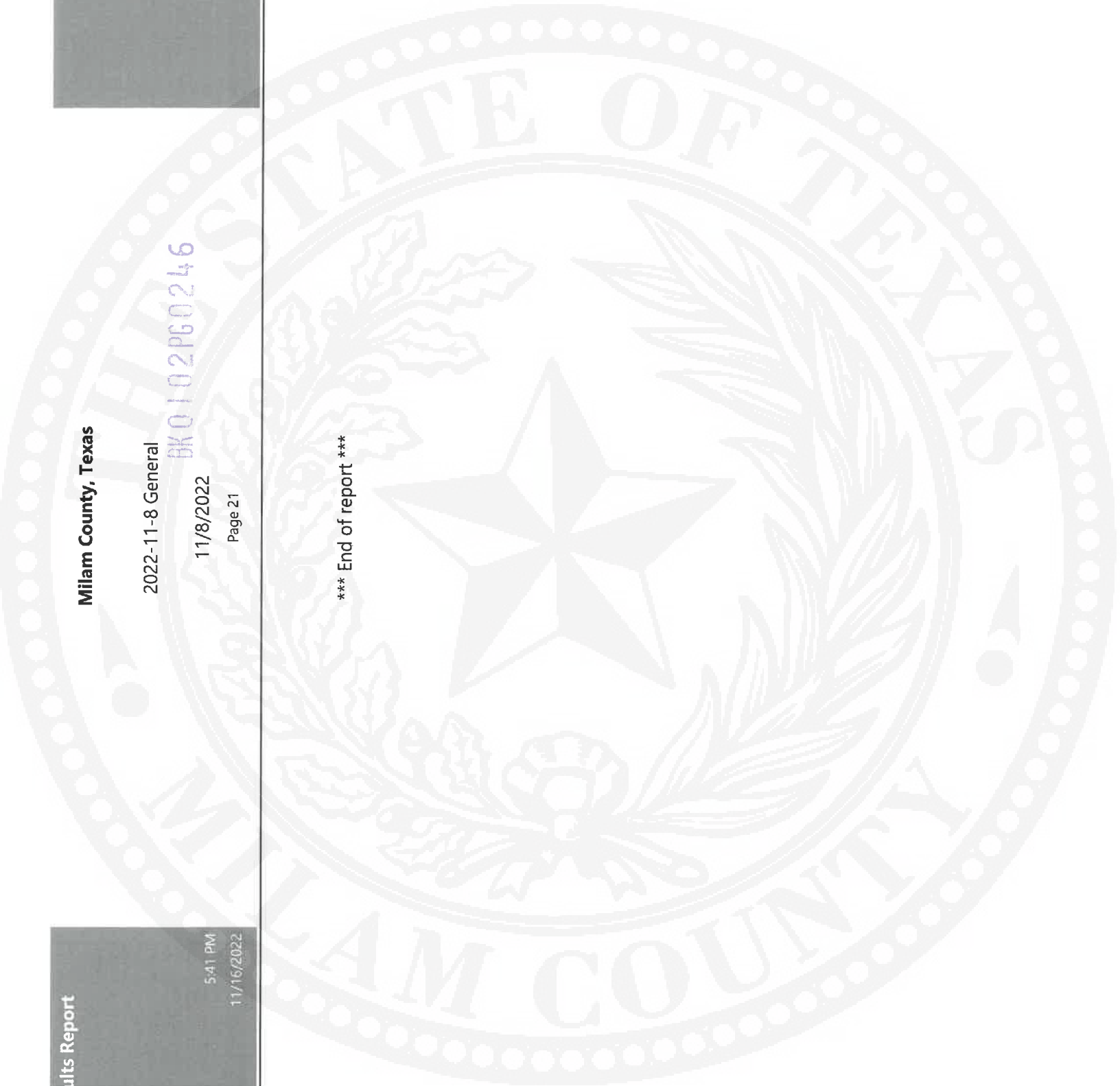
Registered Voters

8380 of 16381 = 51.16%

Precincts Reporting

12 of 12 = 100.00%

*** End of report ***





COURT ORDER

STATE OF TEXAS §

COUNTY OF MILAM §

BE IT REMEMBERED, at a meeting of the Commissioners Court of Milam County, Texas, held on the 21st day of November, 2022, on motion made by:

Donald Shuffield, and seconded by
Art Neal, the following Order was adopted:

WHEREAS, THE MATTER TO BE CONSIDERED IS THE CANVASSING OF THE RESULTS OF THE GENERAL ELECTION HELD ON November 8, 2022, for the purpose of deciding State, Federal and Local Races RESULTS BEING AS FOLLOWS:

SEE ATTACHED COPY

WHEREAS, the Commissioners Court wishes to ratify the appointments made by and the actions taken by the Milam County Clerk with respect to the Election; and

IT IS THEREFORE ORDERED, ADJUDGED AND DECREED by the Commissioners Court of Milam County, Texas, that the returns be certified and reported to the Texas Secretary of State in accordance with the Texas Election Code and the actions taken by the Elections Administrator are hereby ratified and affirmed.

DONE IN OPEN COURT this the 21st day of November, 2022.

Steve Young
Steve Young
Milam County Judge

Henry "Hub" Hubnik
Henry "Hub" Hubnik
Commissioner PCT #1

Donald Shuffield
Donald Shuffield
Commissioner PCT #2

Art Neal
Art Neal
Commissioner PCT #3

Jeff Muegge
Jeff Muegge
Commissioner PCT #4

Attest: Jodi Morgan Deputy
Jodi Morgan, Milam County Clerk

102PG0247